



## Features

- ★ Renyx cover with heat sink
- ★ DC control ,AC or DC output
- ★ Ratings of 5A and 10A
- ★ Load voltage of 24-280VAC,24-380VAC  
5-60VDC,12-110VDC and 12-200VDC
- ★ LED input status indicator
- ★ Mechanical life semipermanent
- ★ Small size and low power



## Specification

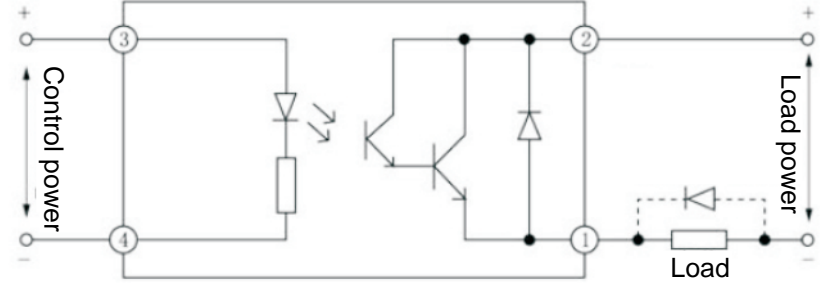
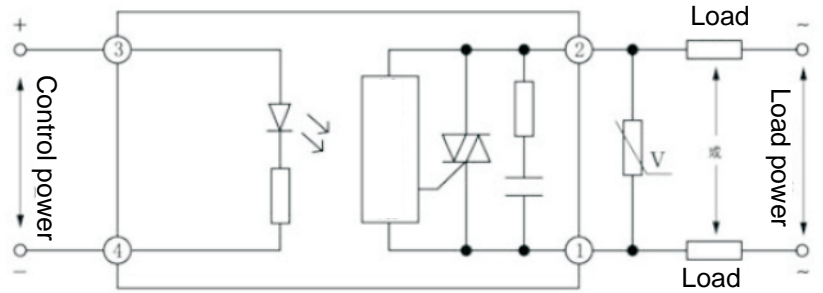
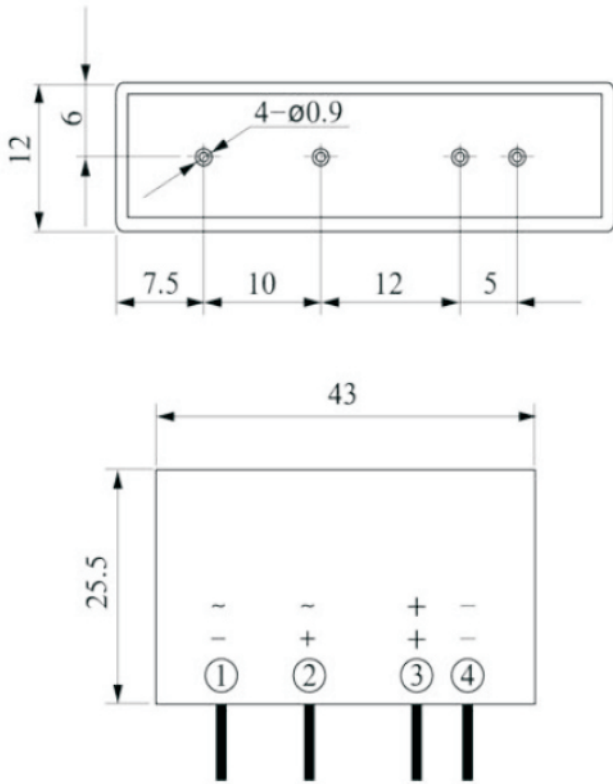
ZQ type	<b>Q SSRA -3 04 DA</b>
Circuit board type solid state relay	
Output voltage	3:24-280VAC/24-380VAC,6:5-60VDC,11:12-110VDC,20:12-200VDC
Output current	4A
DA:DC control AC DD:DC control DC	

## Technical Parameter

Control Voltage	3-32VDC	
Control Current	6-35mA	
Make-on Voltage	3VDC	
Break-off Voltage	1VDC	
Reverse Voltage	32VDC	
Load Voltage	3:24-280VAC/24-380VAC	6:60VDC,11:12-110VDC,20:12-200VDC
Load Current	4A	
Instant Voltage	22: 600VAC, 38:900VAC	6:60VDC,11:110VDC,20:220VDC
Voltage Drop in On	< 1.6VDC	< 1.2VDC
On-off Time	≤10mS	≤5mS
Leakage Current in off	≤10mA	≤5mA
Dielectric Strength	≥1500VAC	
Insulation Resistance	500MΩ、500VDC	
Ambient Temp	-30℃ ~ +80℃	
Outline size	43×12×25.5mm	
Installation	PCB mounting	



## Outline dimension wiring diagram(mm)



### Remark:

- 1) In case of no tolerance shown in outline dimension :  
 Outline dimension 1mm ,tolerance should be  $\pm 0.2\text{mm}$   
 Outline dimension 1mm and 5mm ,tolerance should be  $\pm 0.3\text{mm}$   
 Outline dimension 5mm ,tolerance should be  $\pm 0.4\text{mm}$
- 2) The tolerance without indicating for PCB layout is always  $\pm 0.1\text{mm}$